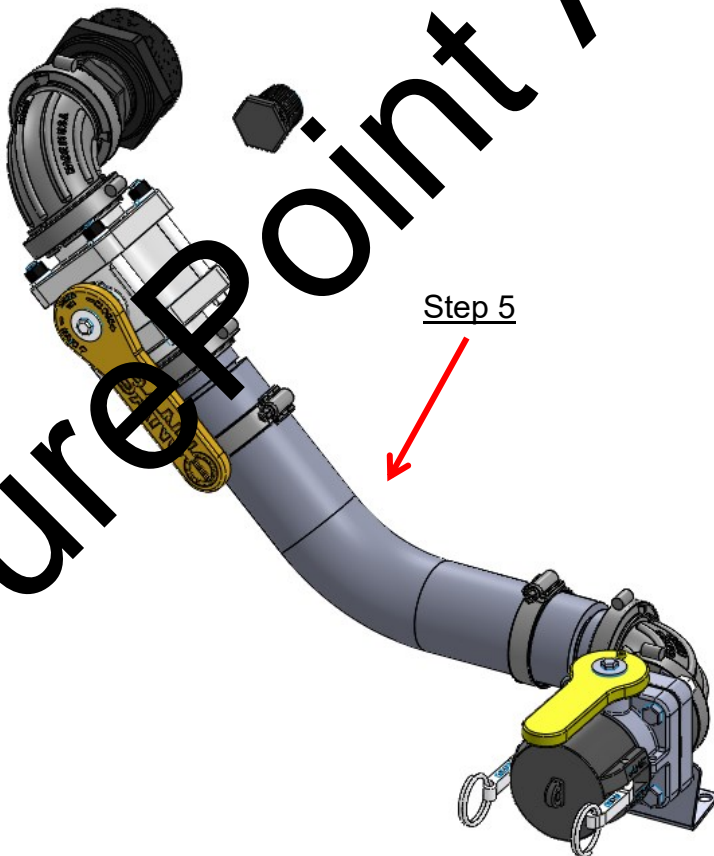
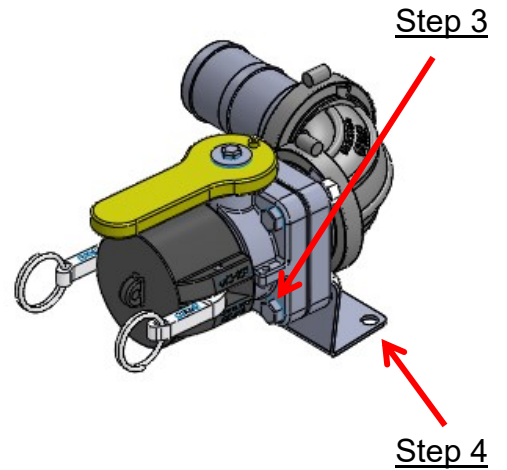
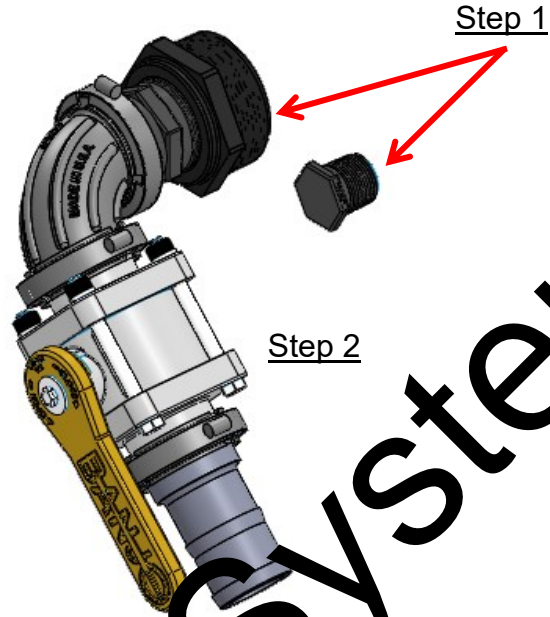






# Step by Step Instructions

1. Thread 100-300200RB into tank bung and 105-200MPT into reducer bushing. Plug second tank bung.
2. Assemble tank valve manifold fittings as shown.
3. Remove nuts on Poly Valve as required to fasten mounting brackets to valve and replace nuts, tighten. *(Often, only one bracket is used to mount the fill valve. Straight and 90° bracket are shown to illustrate both options.)*
4. Using either hardware kit provided, fasten poly valve and mounting brackets to implement.
5. Route 2" hose from fill side hose barb to tank opening hose barb and tighten using two hose clamps.



SurePoint Ag Systems