

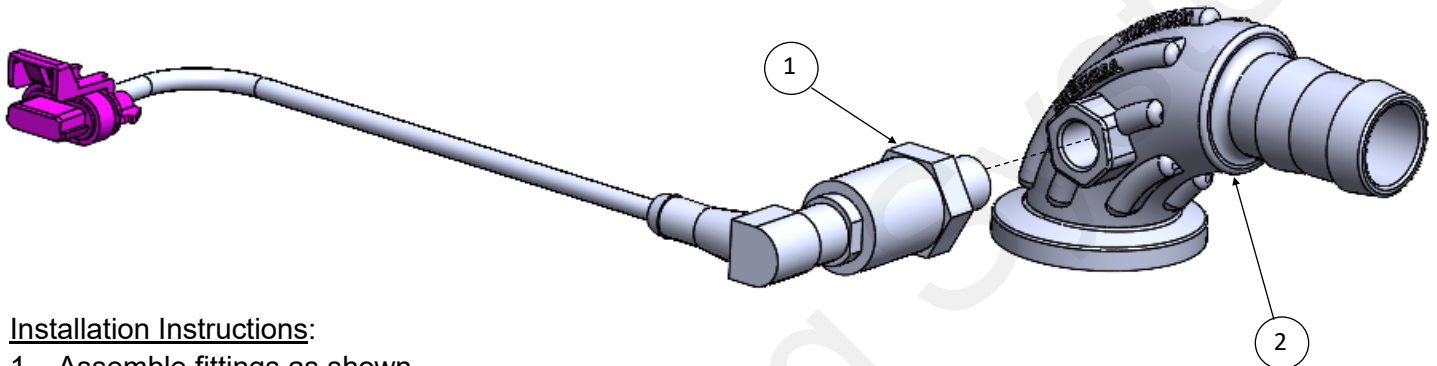


396-5408Y1

PR Pump Pressure Tap

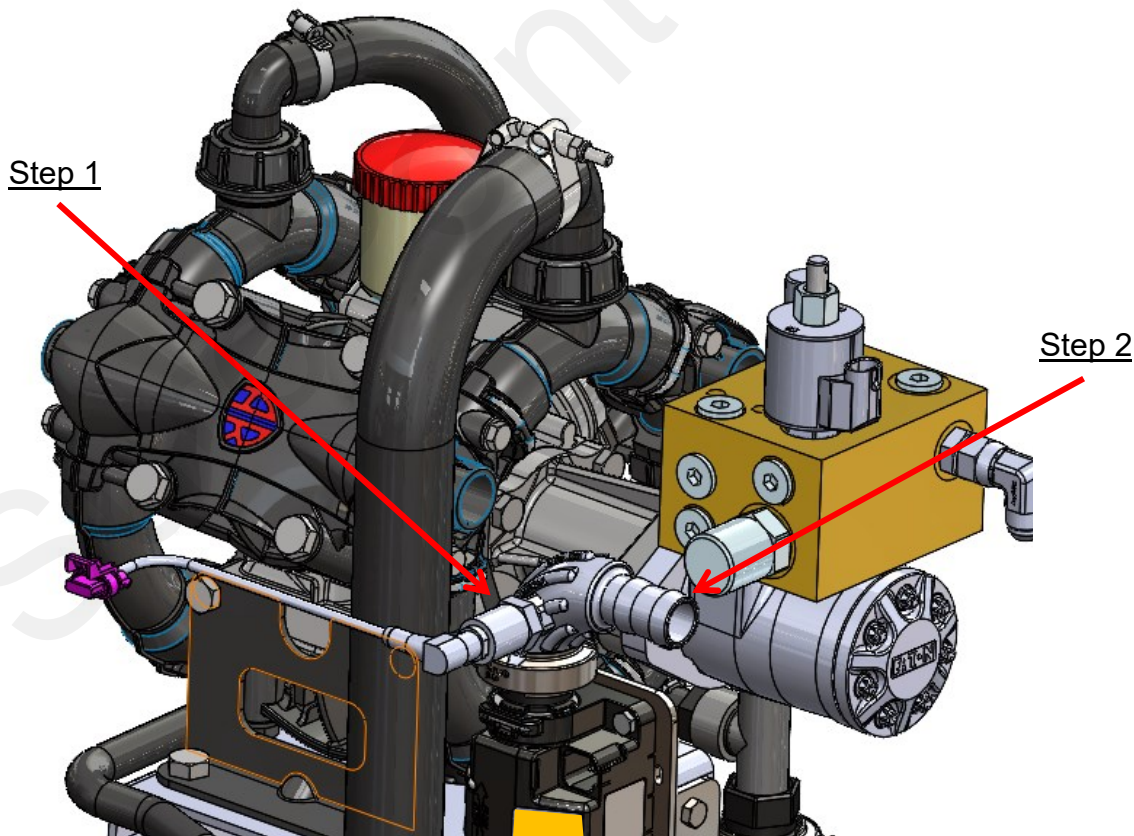
Assembly Instructions

520-00-055600 - PR Pump Pressure Tap Kit - 100 PSI 3 Wire (0 - 5 V DC)			
Item No.	Part Number	Description	Qty
1	521-05-050150	3 Wire Pressure Sensor (0 - 5 V DC) with 3 pin 150 MP Tower Connector	1
2	105-100BRBSWP90	1" Manifold x 1" Hose Barb - 1/4" Gauge Port - 90 Degree Sweep	1
3	396-5408Y1	PR Pump Pressure Tap Kit Assembly Instructions	1

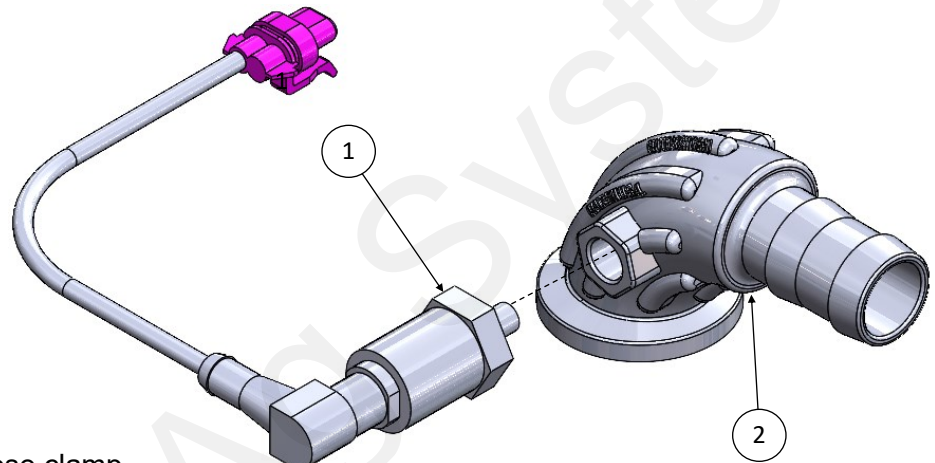


Installation Instructions:

1. Assemble fittings as shown.
2. Route 1" hose and tighten with a hose clamp.
3. Plug 3-pin pressure sensor connector into the pump harness connector labeled "Pressure".



520-00-055500 - PR Pump Pressure Tap Kit - 100 PSI 2 Wire (4 - 20 mA out)			
Item No.	Part Number	Description	Qty
1	105-100BRBSWPG90	1" Manifold x 1" Hose Barb - 1/4" Gauge Port - 90 Degree Sweep	1
2	521-05-050100	2 Wire Pressure Sensor (4 - 20 mA out) with 2 pin 150 MP Tower Connector	1
3	396-5408Y1	PR Pump Pressure Tap Kit Assembly Instructions	1



Installation Instructions:

1. Assemble fittings as shown.
2. Route 1" hose and tighten with a hose clamp.
3. Plug 2-pin pressure sensor connector into the pump harness connector labeled "Pressure".

