

DESCRIPTION
Reflex CAN Drop Y Adapter

Copyright © SurePoint Ag Systems, Reproduction or use of drawing is not allowed without express written permission from SurePoint Ag

PART NUMBER
208-12-6488Y1

MODIFIED BY
Nicholas Els

REV
A-02

MODIFIED DATE
2024-04-03

DRAWN BY
mfritz

SHEET
1 OF **1**

DRAWN DATE
2024-01-05

SIZE
A

1 2 3 4 5 6 7 8

A

B

C

D

E

F

A

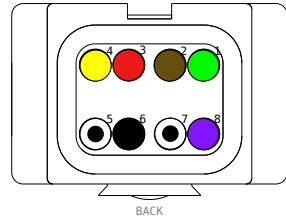
B

C

D

E


F



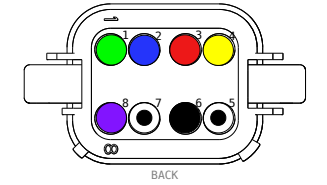
X-013
Reflex CAN BUS

Cav.	Wire	Colour	Gauge	Signal
1	WIRE015	GN	18	CAN Low
2	WIRE011	BR	18	Frequency Out
3	WIRE008	RD	14	+12V
4	WIRE014	YE	18	CAN High
5				
6	WIRE005	BK	14	GND
7				
8	WIRE012	VT	18	Base Frequency

100-06-DT04-08PA
1x 103-06-WBP - WEDGE LOCK DT_RECIP_8WY_GREEN
1x 114-21-.75-WHITE - 3/4 in. Heat Shrink - White - Printable



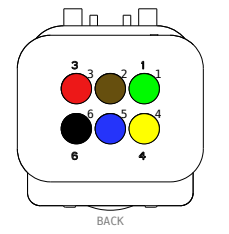
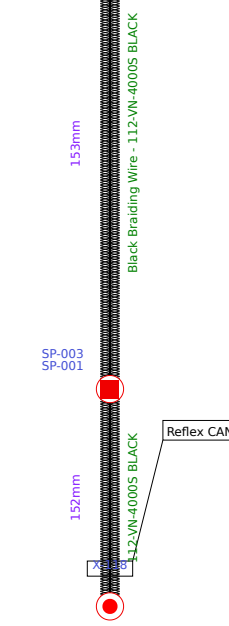
Harness label:
208-12-6488Y1



X-065
Reflex CAN BUS

Cav.	Wire	Colour	Gauge	Signal
1	WIRE017	GN	18	CAN Low
2	WIRE013	BL	18	Frequency In
3	WIRE009	RD	14	+12V
4	WIRE016	YE	18	CAN High
5				
6	WIRE006	BK	14	GND
7				
8	WIRE012	VT	18	Base Frequency

100-06-DT06-08SA
1x 103-06-WBS - WEDGE LOCK DT_PLUG_8WY_ORANGE
1x 114-21-.75-WHITE - 3/4 in. Heat Shrink - White - Printable



X-118
Reflex CAN

Cav.	Wire	Colour	Gauge	Signal
1	WIRE019	GN	18	CAN Low
2	WIRE011	BR	18	Frequency Out
3	WIRE010	RD	14	+12V
4	WIRE018	YE	18	CAN High
5	WIRE013	BL	18	Frequency In
6	WIRE007	BK	14	GND

100-15-776434-1
1x 114-21-.75-WHITE - 3/4 in. Heat Shrink - White - Printable

Revisions	
A-01	Original Drawing.
A-02	Changed wire lengths. 24Jan2024



DESCRIPTION
Reflex CAN Drop Y Adapter
Copyright © SurePoint Ag Systems, Reproduction or use of drawing is not allowed without express written permission from SurePoint Ag

PART NUMBER
208-12-6488Y1
MODIFIED BY
Nicholas Els

REV
A-02
DRAWN BY
mfritz
MODIFIED DATE
2024-04-04

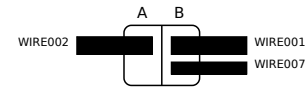
DRAWN DATE
2024-01-05
SHEET
1 OF 2
UNITS
mm
SIZE
B

1 2 3 4 5 6 7 8

SP-004 Splice

Table with 7 columns: Cav., Wire, Colour, Gauge, Length (mm), Signal, Splice Side. Rows include WIRE002, WIRE001, WIRE007.

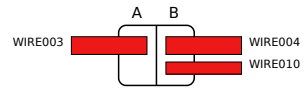
SPLICE 38mm- 114-31-5-BLACK-DB - 1/2 in. Heat Shrink - Black - Double Wall



SP-002 Splice

Table with 7 columns: Cav., Wire, Colour, Gauge, Length (mm), Signal, Splice Side. Rows include WIRE003, WIRE004, WIRE010.

SPLICE 38mm- 114-31-5-BLACK-DB - 1/2 in. Heat Shrink - Black - Double Wall



SP-003 Splice

Table with 7 columns: Cav., Wire, Colour, Gauge, Length (mm), Signal, Splice Side. Rows include WIRE018, WIRE014, WIRE016.

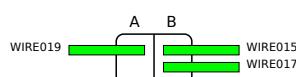
SPLICE



SP-001 Splice

Table with 7 columns: Cav., Wire, Colour, Gauge, Length (mm), Signal, Splice Side. Rows include WIRE019, WIRE015, WIRE017.

SPLICE



Required Testers

Table with 2 columns: Tester Name, Location. Includes CCC, QQ, Orthman 1.

Labels

Table with 2 columns: Label Name, Location. Includes Reflex CAN BUS, Reflex CAN.

ALL - BILL OF MATERIALS

Main Bill of Materials table with columns: S.No, Quantity, Length (mm), SurePoint Part No., Part Type, Description, Supplier Name, Supplier Part No.

SP-006 Splice

Table with 7 columns: Cav., Wire, Colour, Gauge, Length (mm), Signal, Splice Side. Rows include WIRE005, WIRE002.

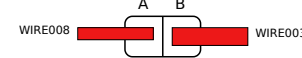
SPLICE 38mm- 114-31-.375-BLACK-ADHESIVE - 3/8 in. Heat Shrink - Black - Adhesive Lined



SP-008 Splice

Table with 7 columns: Cav., Wire, Colour, Gauge, Length (mm), Signal, Splice Side. Rows include WIRE008, WIRE003.

SPLICE 38mm- 114-31-.375-BLACK-ADHESIVE - 3/8 in. Heat Shrink - Black - Adhesive Lined



SP-005 Splice

Table with 7 columns: Cav., Wire, Colour, Gauge, Length (mm), Signal, Splice Side. Rows include WIRE001, WIRE006.

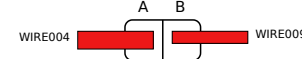
SPLICE 38mm- 114-31-.375-BLACK-ADHESIVE - 3/8 in. Heat Shrink - Black - Adhesive Lined



SP-009 Splice

Table with 7 columns: Cav., Wire, Colour, Gauge, Length (mm), Signal, Splice Side. Rows include WIRE004, WIRE009.

SPLICE 38mm- 114-31-.375-BLACK-ADHESIVE - 3/8 in. Heat Shrink - Black - Adhesive Lined



ALL - MANUFACTURING TABLE

Main Manufacturing Table with columns: S.No, Wire PN, Wire No, Size, Colour, Wire Length (mm), Strip End 1 (mm), Strip End 2 (mm), From Tag, Pin End 1, Terminal End 1, Seal End 1, To Tag, Pin End 2, Terminal End 2, Seal End 2, Location End 1, Location End 2.



DESCRIPTION Reflex CAN Drop Y Adapter

Copyright © SurePoint Ag Systems, Reproduction or use of drawing is not allowed without express written permission from SurePoint Ag

Table with 5 columns: PART NUMBER, REV, DRAWN BY, DRAWN DATE, UNITS; MODIFIED BY, MODIFIED DATE, SHEET, SIZE.