

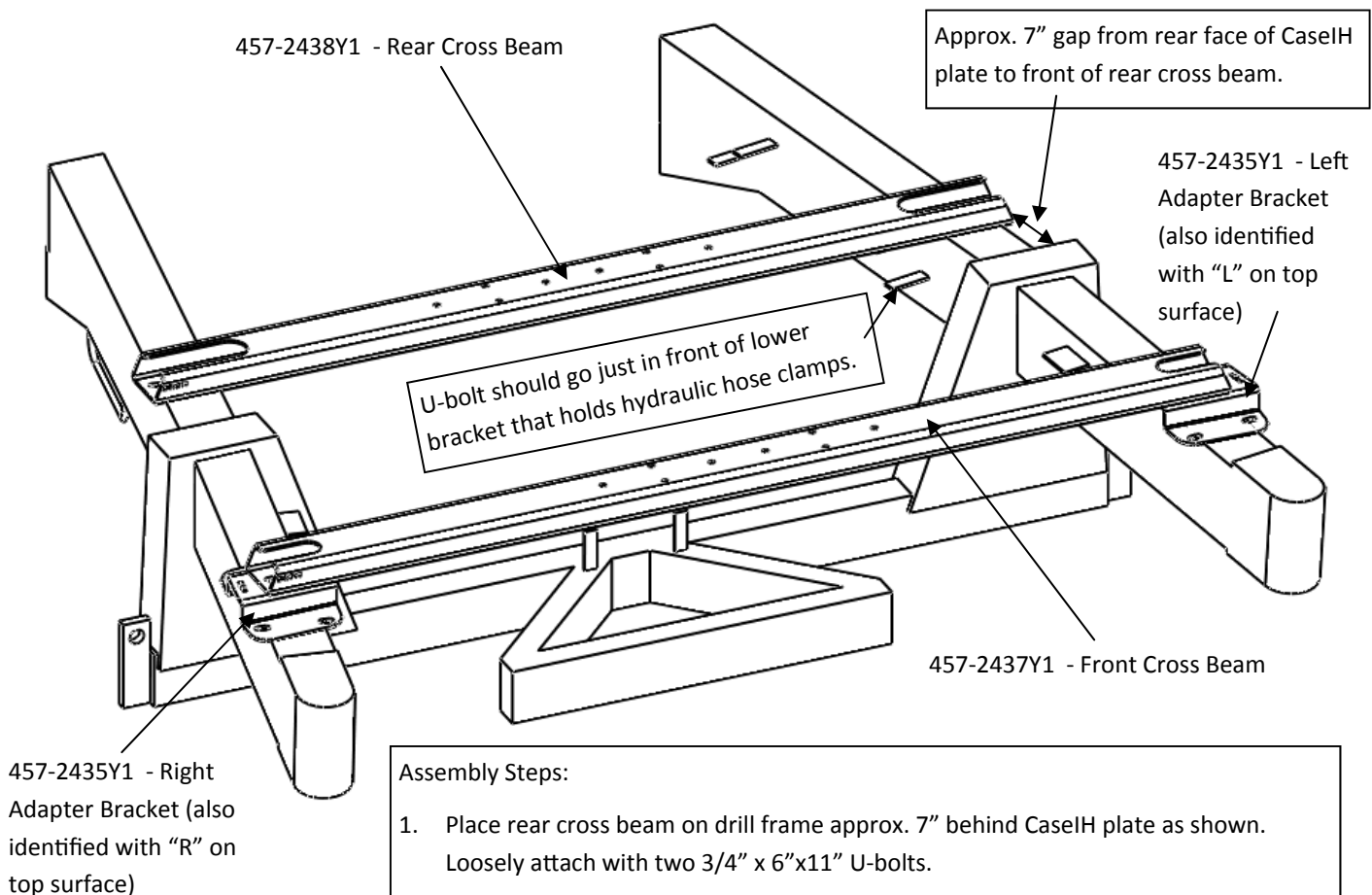


# 396-001740

## ***CaseIH 500/500T 25' & 30' Air Drill Tank Mount Instructions for 300 gallon horizontal or 400 gallon elliptical tank***

**Air Drill Manufacturer:** **CASE IH**  
AGRICULTURE

The SureFire tank mount for the 25 and 30' CaseIH 500/500T air drill uses two 3" x 6" cross tubes to span the drill frame and support the tank. Either a 300 gallon or 400 gallon tank can be used with this kit. The front cross beam is supported by the center front wheel frames. There is an adapter bracket on each side to compensate for the downward and outward angle these frames sit at relative to the main frame. All 4 main parts of the kit have laser cut part numbers for easy identification.

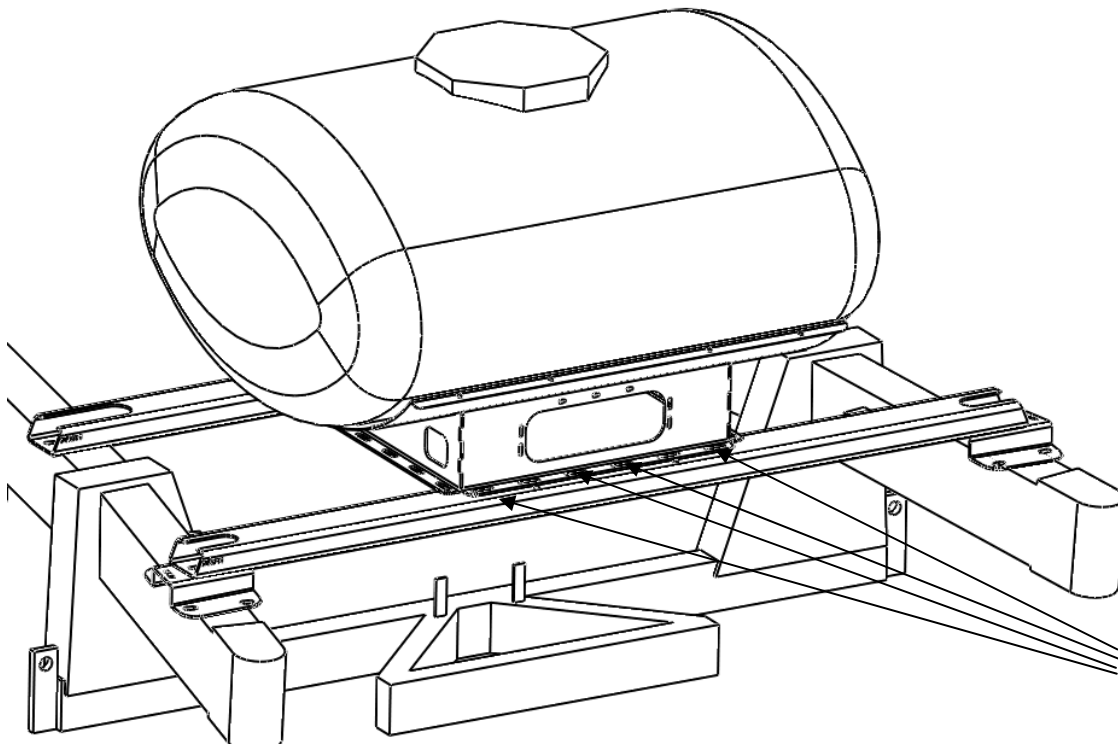


### Assembly Steps:

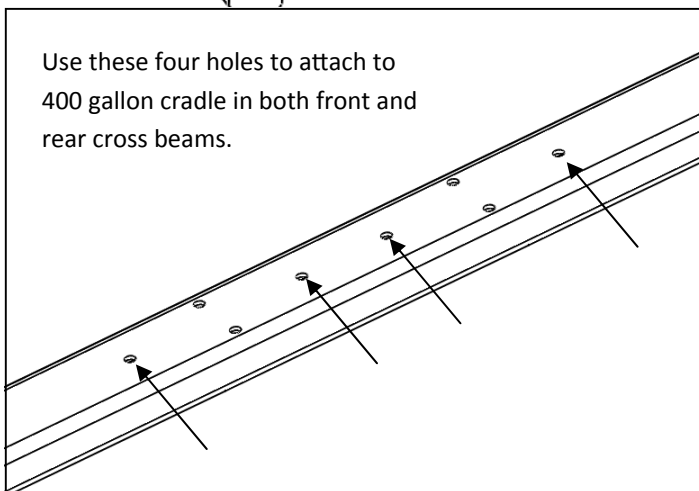
1. Place rear cross beam on drill frame approx. 7" behind CaseIH plate as shown. Loosely attach with two 3/4" x 6"x11" U-bolts.
2. Loosely attach both left and right adapter brackets with four 3/4" x 6"x11" U-bolts.
3. Attach front cross beam to top of adapter brackets with four 3/4" x 2" bolts.

# **CaseIH 500/500T 25' & 30' Air Drill Tank Mount**

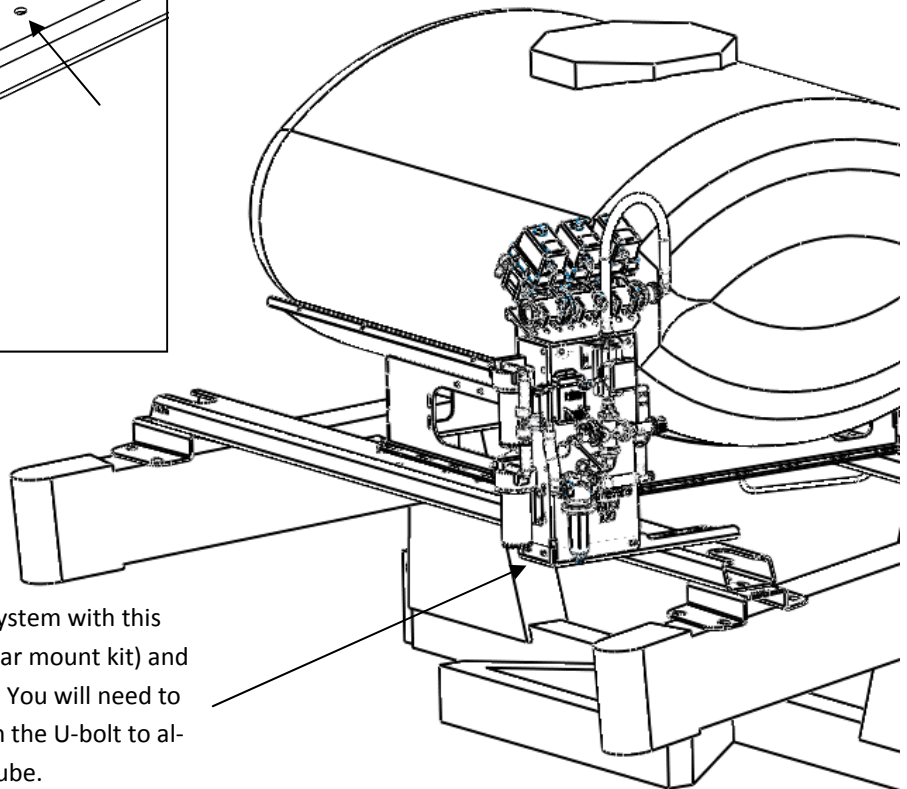
## **Details for 400 gallon elliptical tank**



Attach 400 gallon cradle with four 5/8" x 5" bolts, in both front and rear cross beam. Recommend bolts pointing upward to avoid hitting exposed threads when working on drill underneath tank.



Use these four holes to attach to 400 gallon cradle in both front and rear cross beams.

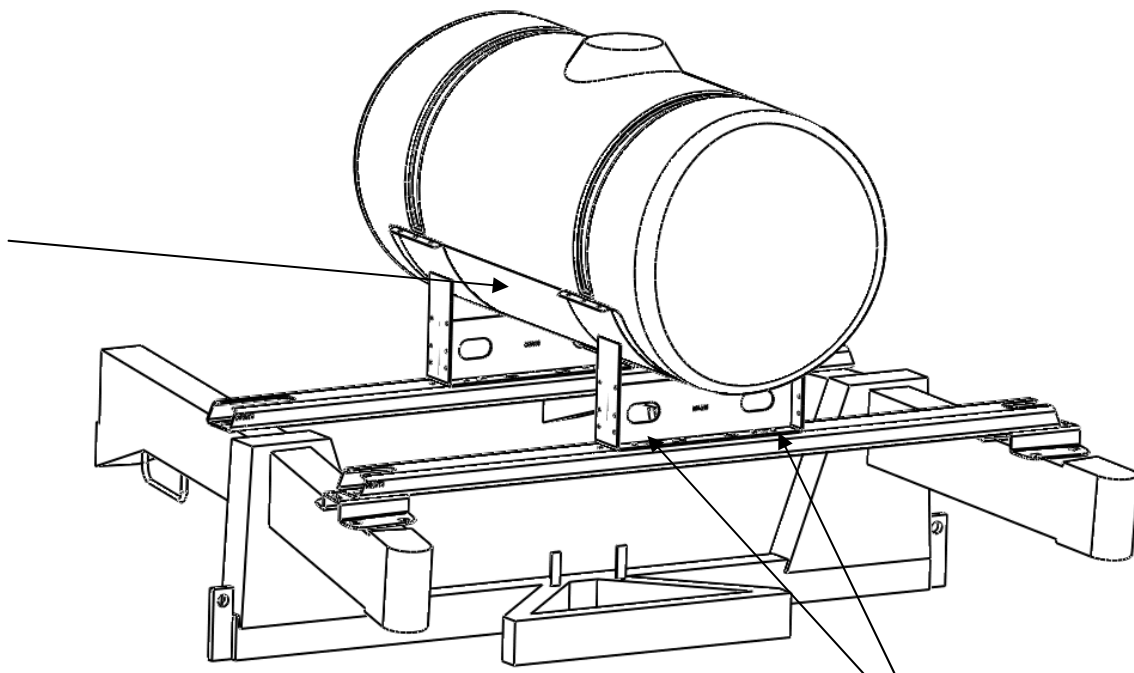


To mount a SureFire Tower pump system with this tank, use kit # 511-1010 (direct to bar mount kit) and two 1/2" U-bolts, part # 380-1017. You will need to use a few extra 1/2" flat washers on the U-bolt to allow for the smaller 3" rectangular tube.

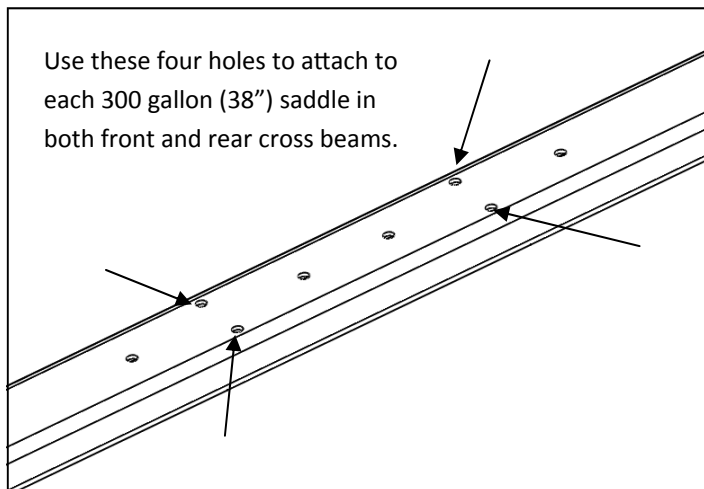
# CaseIH 500/500T 25' & 30' Air Drill Tank Mount

## Details for 300 gallon horizontal tank

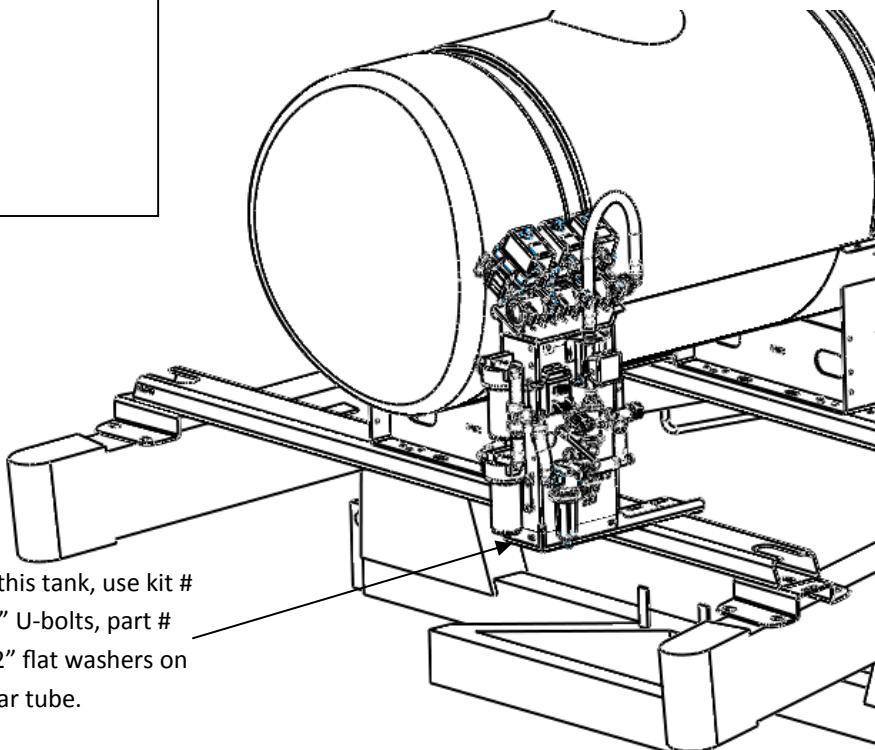
A rolled steel sheet is placed across both saddles under the tank to support the poly tank.



Use these four holes to attach to each 300 gallon (38") saddle in both front and rear cross beams.



Attach each 300 gallon saddle with four 5/8" x 5" bolts, in both front and rear cross beam. Recommend bolts pointing upward to avoid hitting exposed threads when working on drill underneath tank.



To mount a SureFire Tower pump system with this tank, use kit # 511-1010 (direct to bar mount kit) and two 1/2" U-bolts, part # 380-1017. You will need to use a few extra 1/2" flat washers on the U-bolt to allow for the smaller 3" rectangular tube.